










Art lessons and outcomes

Year 1 – Landscapes using Different Media

Lesson	Detail	Outcome	National Curriculum links
1: Seaside Landscapes	Focusing on composition, children consider where to place the horizon and tide lines within their artwork, inspired by Renoir, Sorolla and Peder Severin Krøyer.	 	<ul style="list-style-type: none"> • Use a range of materials creatively to design and make products • Use drawing, painting and sculpture to develop and share their ideas, experiences and imagination. • Learn about the work of a range of artists describing the differences and similarities between different practices and disciplines, and making links to their own work.
2: Beach Textures	In this lesson pupils use a range of materials, from cardboard to foil, to replicate the textures found at the seaside.	  	<ul style="list-style-type: none"> • Develop a wide range of art and design techniques in using colour, pattern, texture, line, shape, form and space. • Learn about the work of a range of artists, craft makers and designers, describing the differences and similarities between different practices and disciplines, and making links to their own work.
3: Shades and Colours of the Sea	Using watercolours, pupils create different tints, shades and hues to paint the background of their seaside scene	 	<ul style="list-style-type: none"> • Develop a wide range of art and design techniques in using colour, pattern, texture, line, shape, form and space • Use a range of materials creatively to design and make products. • Learn about the work of a range of artists, craft makers and designers, describing the differences and similarities between different practices and disciplines, and making links to their own work. • Become proficient in drawing, painting, sculpture and other art, craft and design techniques. • Learn about the work of a range of artists, craft makers and designers, describing the differences and similarities between different practices and disciplines, and making links to their own work.

Art lessons and outcomes

Year 1 – Landscapes using Different Media

Lesson	Detail	Outcome	National Curriculum links
4. Painting Over Texture	Over the top of their textured background, children add colour using poster paints to complete their pictures.		<ul style="list-style-type: none"> • Develop a wide range of art and design techniques in using colour, pattern, texture, line, shape, form and space. • Become proficient in drawing, painting, sculpture and other art, craft and design techniques. • Learn about the work of a range of artists, craft makers and designers, describing the differences and similarities between different practices and disciplines, and making links to their own work.
5: Beach Collage	Using their watercolour background from Lesson 3, pupils add objects and images with added detail and shading.		<ul style="list-style-type: none"> • Become proficient in drawing, painting, sculpture and other art, craft and design techniques. • Use a range of materials creatively to design and make products.