










Lesson	Detail	Outcome	National Curriculum links
<b>1: Snail Sculptures</b>	Children will sketch a pattern from observation before creating a sculpture from clay, using etching skills.	 	<ul style="list-style-type: none"> <li>• Use sculpture to develop and share their ideas.</li> <li>• Develop art and design and techniques in using pattern.</li> </ul>
<b>2: Model Animals</b>	In this lesson the children will be designing and creating a 3-D model of a creature.	 	<ul style="list-style-type: none"> <li>• To use a range of materials creatively to design and make products.</li> <li>• To use their experiences and imagination</li> <li>• To develop a wide range of art and design techniques.</li> <li>• Taught about the work of a range of artists, craft makers and designers.</li> </ul>
<b>3: Plant Collage</b>	Children will collect naturally found objects to create a 3D sculpture of interesting composition.	 	<ul style="list-style-type: none"> <li>• To use a range of materials creatively to design and make products.</li> <li>• To use drawing, painting and sculpture to develop and share their ideas, experiences and imagination to develop a wide range of art and design techniques in using colour, pattern, texture, line, shape, form and space.</li> <li>• Taught about the work of a range of artists, craft makers and designers</li> <li>• Describing the differences and similarities between different practices and disciplines, and making links to their own work.</li> </ul>
<b>4: Giant Spider Model Part 1</b>	Working as a class to recreate Louise Bourgeois' Maman spider sculpture, the children will plan and create the legs and body of the spider.	 	<ul style="list-style-type: none"> <li>• To use a range of materials creatively to design and make products.</li> <li>• To develop a wide range of art and design techniques in using shape, form and space.</li> <li>• Taught about the work of a range of artists.</li> </ul>

Lesson	Detail	Outcome	National Curriculum links
<p><b>5: Giant Spider Model Part 2</b></p>	<p>In this second lesson the children will be painting the class spider sculpture, to give it a metallic bronze effect.</p>		<ul style="list-style-type: none"> <li>• To use a range of materials creatively to design and make products.</li> <li>• To use drawing, painting and sculpture to develop and share their ideas, experiences and imagination.</li> <li>• Taught about the work of a range of artists, craft makers and designers, describing the differences and similarities between different practices and disciplines, and making links to their own work.</li> </ul>